


Fire and safety training for Dormitory students




Compiled by: Campus Services

Purpose of the fire safety training

The aim of the training is to familiarise students with the fire safety features of buildings, the basic fire safety rules of use, and the requirements of the Fire Safety Regulation and the Fire Alarm Plan before they move in.

In addition to explaining fire safety regulations, we provide information on what to do in case of fire, how to signal a fire, and how to extinguish a fire.

It is everyone's obligation under fire safety legislation to comply with the requirements set out in this presentation.



Internal regulatory documents

Fire Safety Regulation of the Dormitory

- It contains the duties and responsibilities of university citizens in relation to fire safety.
- It constitutes a collection of detailed fire safety requirements for facilities and activities.

Fire Alarm Plan for the Dormitory

- It contains specific fire safety requirements for buildings.
- Conduct to be followed, tasks to be performed, persons and authorities to be notified in the event of fire and other extraordinary event.
- Calculation of the evacuation of premises with a capacity of more than 50 persons.
- They can be found in the entrance halls of buildings.

Fire safety properties of the Kinizsi Dormitory

The building has a basement + ground floor + 7 floors ("F" and "L" buildings)

A complete fire alarm system has been installed to protect the building area

Smoke detectors are deployed in all rooms

The building has an access control system controlled by the fire alarm centre

A wet wall hydrant system has been installed in the building

Powder fire extinguishers have been installed on each floor

You can leave the building through the emergency exits (main entrance) on the ground floor



Fire safety properties of the Ferenc Földes

The building has a basement + ground floor + 6 floors

A complete fire alarm system has been installed to protect the building area

Smoke detectors are deployed in all rooms

Exit from the building is via two emergency staircases leading to the area in front of the main entrance.

A wet wall hydrant system has been installed in the building

Powder fire extinguishers have been installed on each floor

Heat and smoke ventilators have been installed in the building

There are fire doors in the corridors.



Fire safety properties of the Tarkarét Dormitory

The building has a basement + ground floor + 5 floors

A complete fire alarm system has been installed to protect the building area

Smoke detectors are deployed in all rooms

Powder fire extinguishers and wall-mounted fire hydrants were installed on each floor

The courtyard also has an above-ground fire hydrant and a 150 m³ firewater reservoir

There are two emergency staircases to exit the building: one is the main staircase leading to the main entrance, the other is an external staircase leading to the courtyard.

The doors of the external staircase are operationally locked and open on a signal from the fire alarm system. They can also be opened by pressing the green emergency buttons next to them.



The Fire Alarm

A fire alarm can be raised by voice, by the fire alarm system via smoke detectors or by pressing the manual call point.

On hearing the fire alarm - whether it is a live alarm or a fire alarm system - you must start to leave the building immediately!

The manual call
point



The manual call point should only be used in an emergency!

The smoke
detector



It is installed in every room and reacts to the slightest smoke and triggers a fire alarm!

The rules of Firefighting



Do not extinguish hot oil with water!
The hot oil reacts violently with water, and the oil spillage can act as an additional ignition source, igniting areas that have not yet been aflame and causing burns.



Do not extinguish electrical equipment with water to avoid electric shocks and accidents!

Only use fire extinguishers without endangering yourself or others!

The rules of Firefighting



Check the fire extinguisher before use!

Never use a fire extinguisher with damaged, improperly pressurised or missing parts!

Never point a fire extinguisher at people!

Carbon dioxide extinguishers can cause frostbite!

Burning clothing should be covered with a strong cloth or blanket to stop the burning.



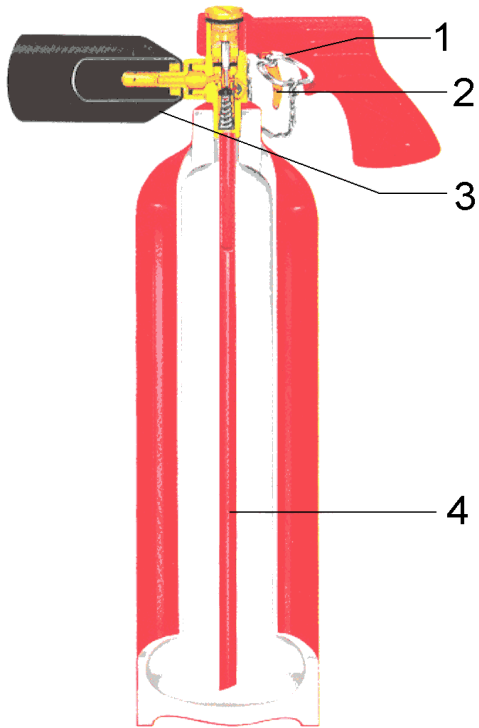
Carbon dioxide
extinguisher

Fire-fighting equipment available in the dormitories



Powder fire
extinguisher

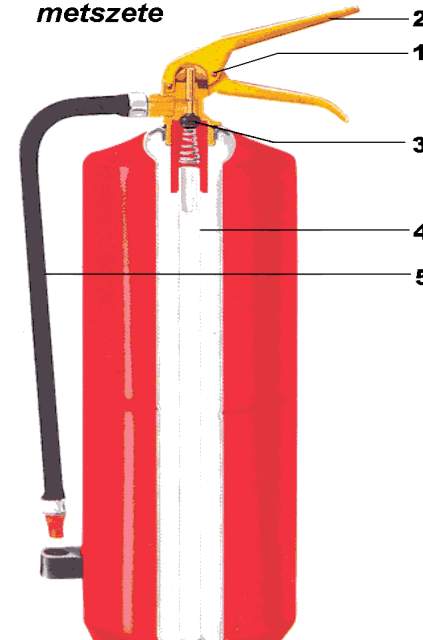
Firefighting equipment and their use



Components:

- 1 - safety pin,
- 2 - operating valve,
- 3 - fog nozzle,
- 4 - syphon tube

*GLORIA tűzoltó készülék
metszete*

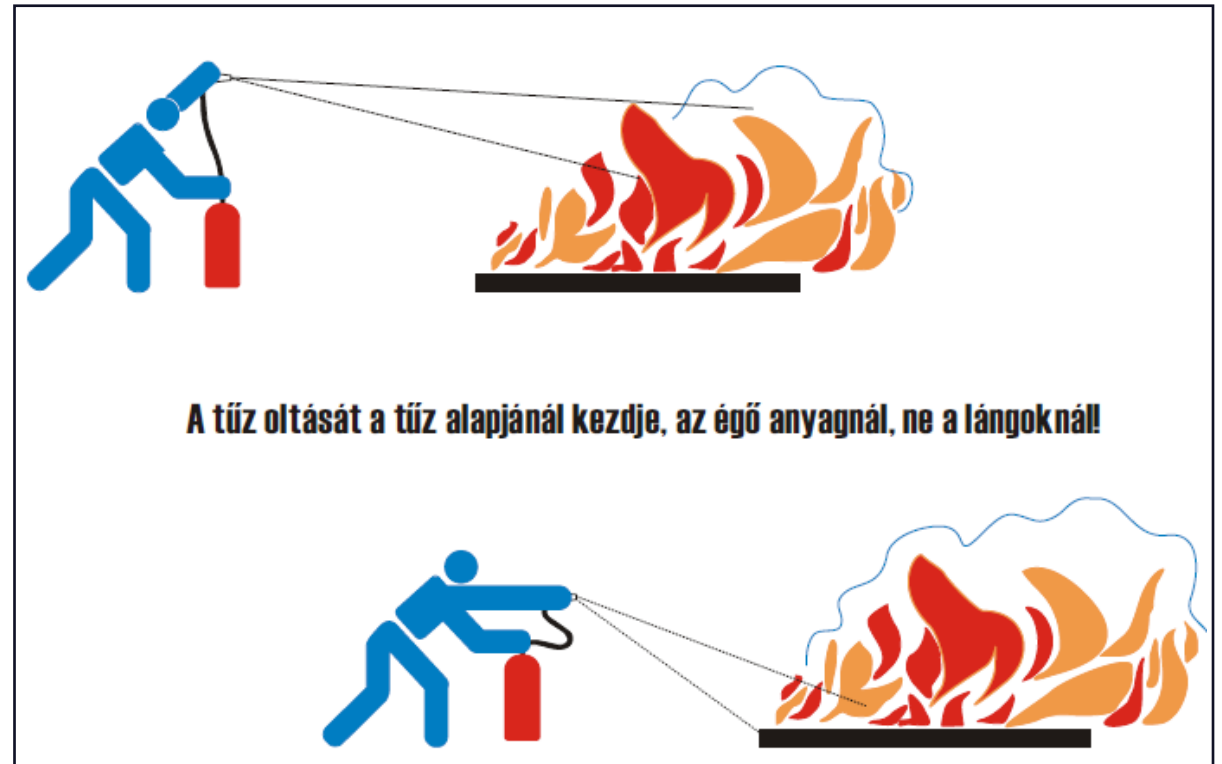



Components:

- 1 - safety pin,
- 2 - operating lever,
- 3 - valve stem,
- 4 - syphon tube
- 5 - discharge hose with
spray nozzle

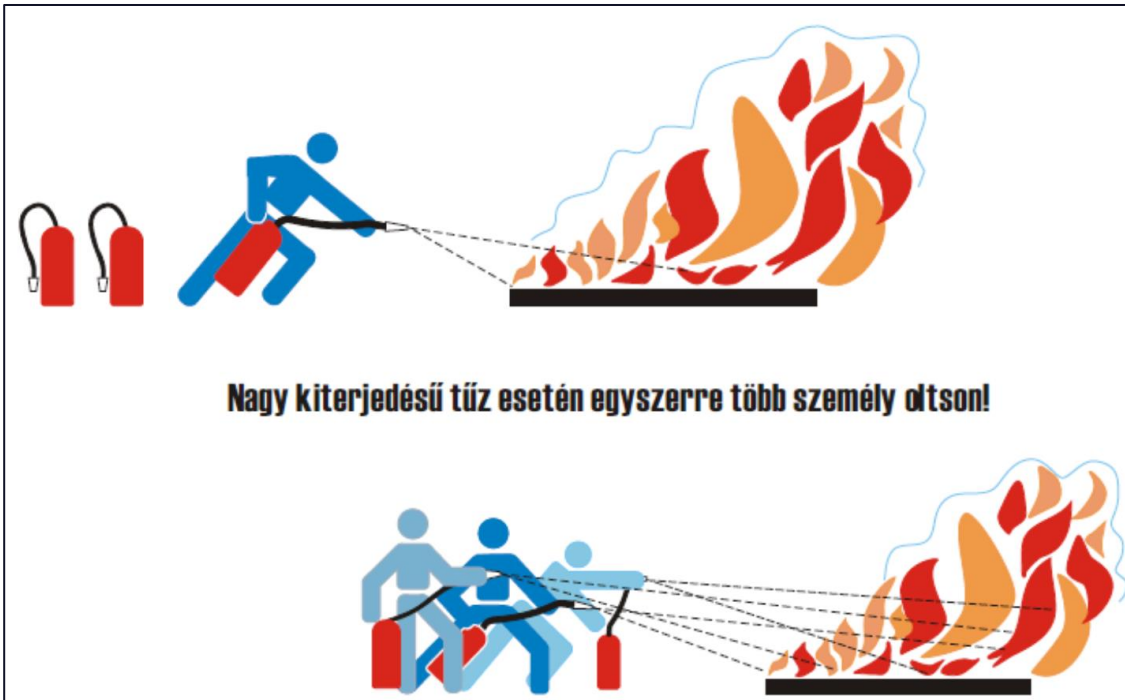
Fire extinguishers may be operated after the safety pin has been removed!

Firefighting equipment and their use



Please report the use of fire extinguishers and extinguished fires to the reception and the Head of Dormitory!

Firefighting equipment and their use



Please report the use of fire extinguishers and extinguished fires to the reception and the Head of Dormitory!



Fire safety requirements to be respected


Use of kitchen	<p>When heating food, never leave it unattended!</p> <p>When cooking, take care not to overheat hot oil, as this can cause spontaneous ignition!</p> <p>Never let hot oil come into contact with water!</p>
Using the common areas	<p>Use common areas only for the purpose for which they are intended</p> <p>Smoking and activities involving a fire hazard (open flames, smouldering, glowing) are prohibited in the common areas</p>
Storage	<p>Do not store or dry clothes on escape routes, in front of fire hydrants, fire extinguishers, manual call points or electrical switchboards!</p>
<p>Should you experience any anomaly (e.g. technical malfunction), fire or accident, please report it immediately to the Reception Service!</p>	



Fire safety requirements to be respected

Smoking	You can only smoke in the designated smoking area in front of the building Smoking is not allowed on the premises
Use of electrical equipment	Only electrical equipment in good technical condition and not presenting an ignition hazard may be used. Before leaving the dormitory rooms, make sure that the electrical equipment is switched off
Use of heat-generating equipment	Iron, kettle, stove and other heat-generating devices are not allowed in the dormitory rooms! Only the designated rooms may be used for ironing clothes.
Activities posing a fire hazard	Activities involving flames, smouldering, glowing are not allowed in the dormitory rooms (e.g. candles, pyrotechnics and incense are prohibited)
Fire doors	Do not prop open fire doors or impede their closing!

Dormitory evacuation

In case of an emergency, when leaving the building, follow the escape lights, which will show you the way out. The escape light: 


Do not use elevators during evacuation, they do not work in case of fire

In the event of a fire alarm, you must start to leave the building immediately - from where you happen to be, never go back to your room to get your wallet and personal belongings

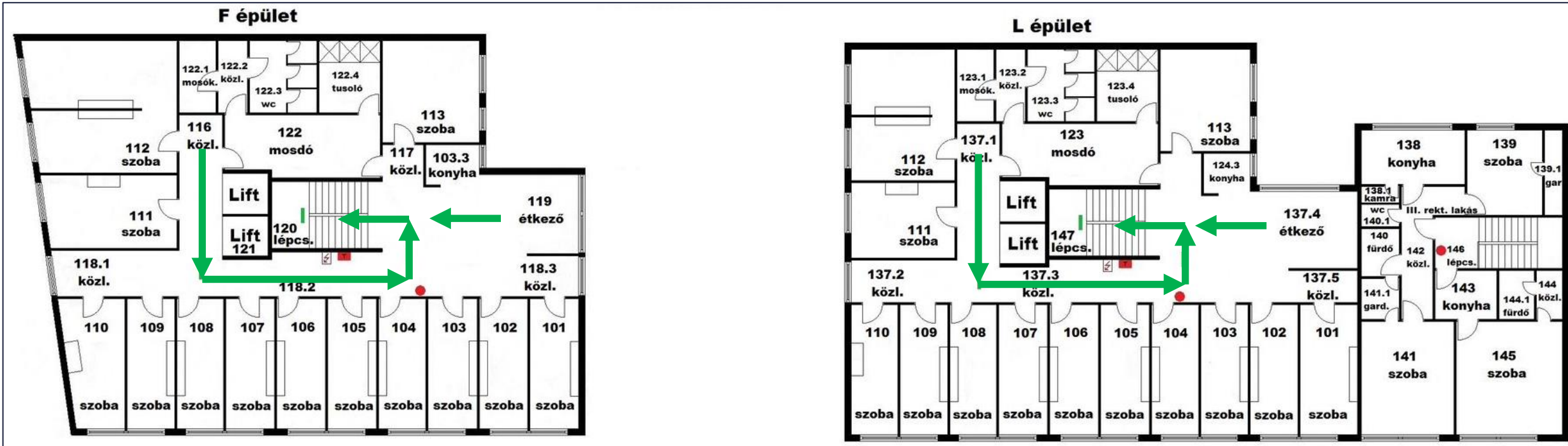
When evacuating, you must follow the instructions of the Head of Dormitory and the receptionist

After leaving the building, gather at a safe distance from the building

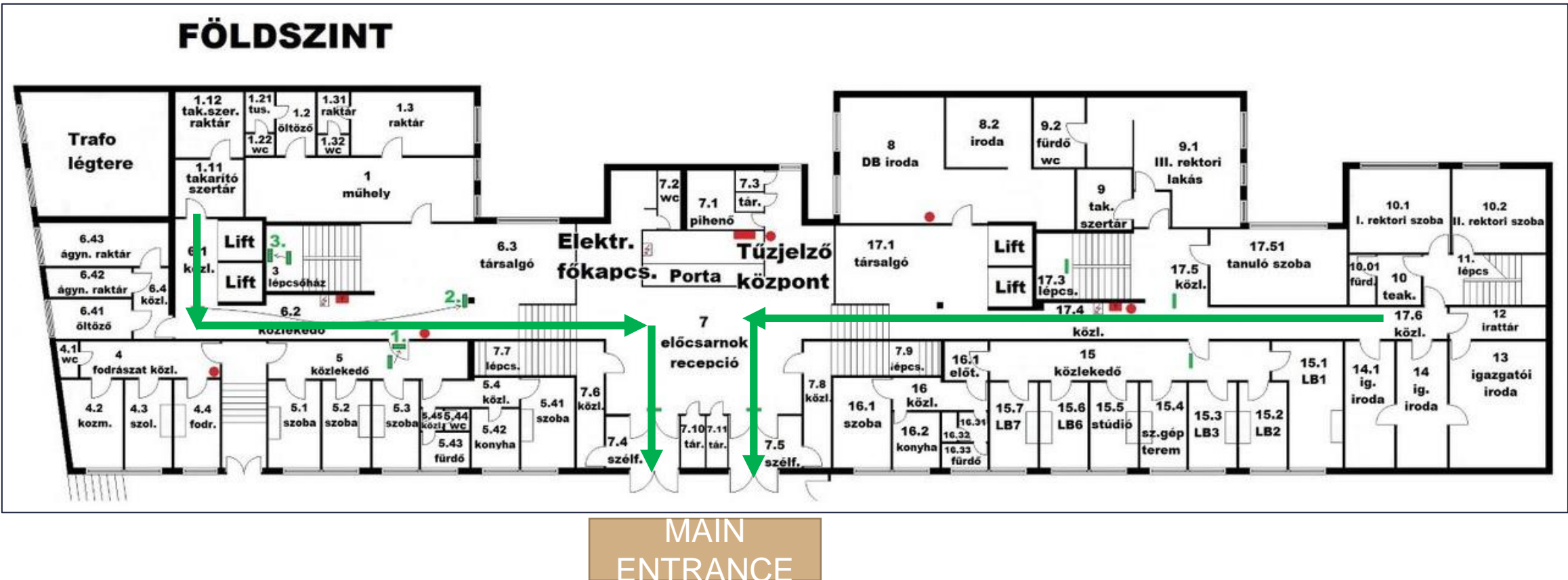
You are required to participate in the annual fire drill (evacuation)



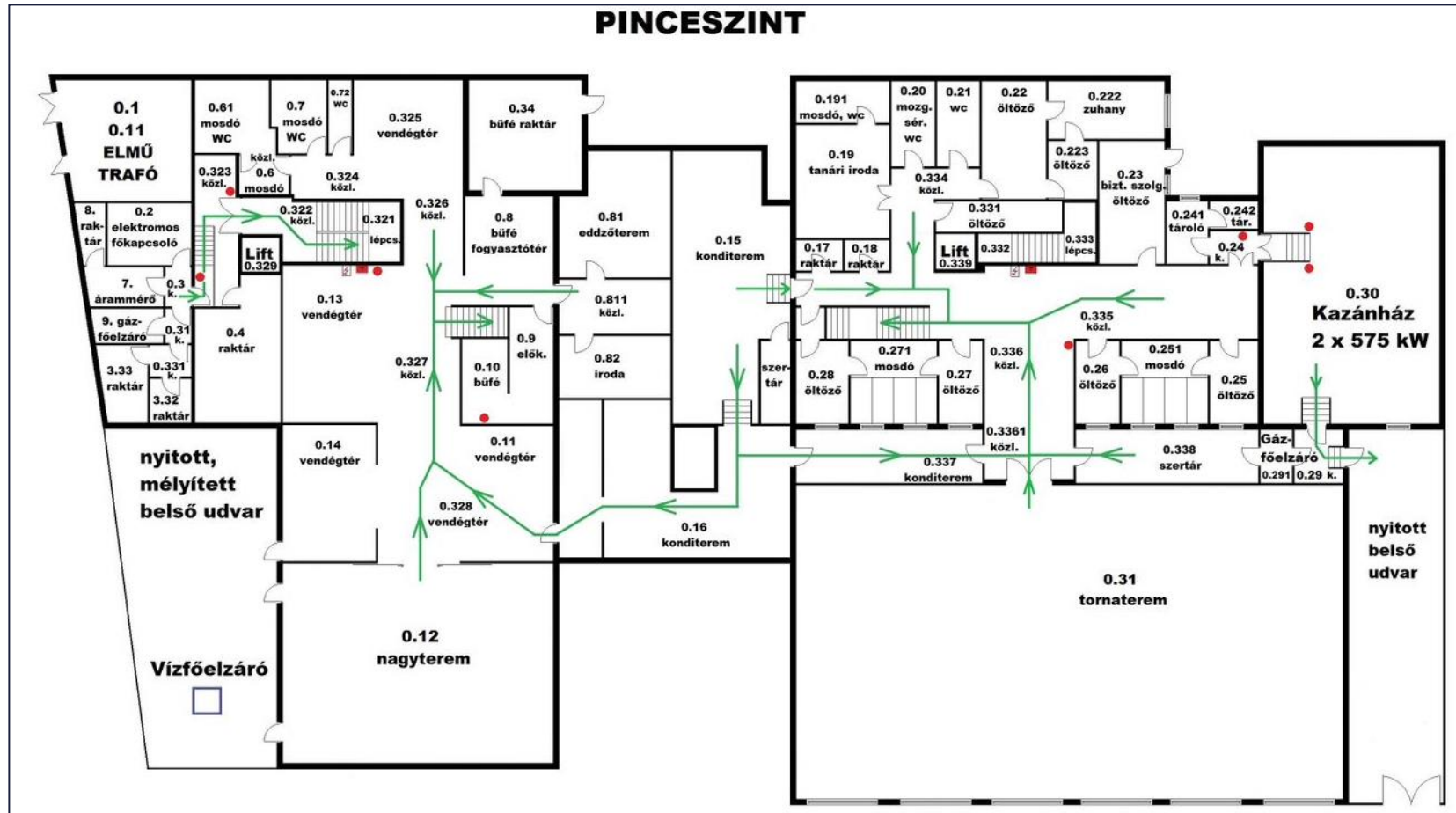
Kinizsi Dormitory Escape Plan



UPPER
FLOORS




Kinizsi Dormitory Escape Plan



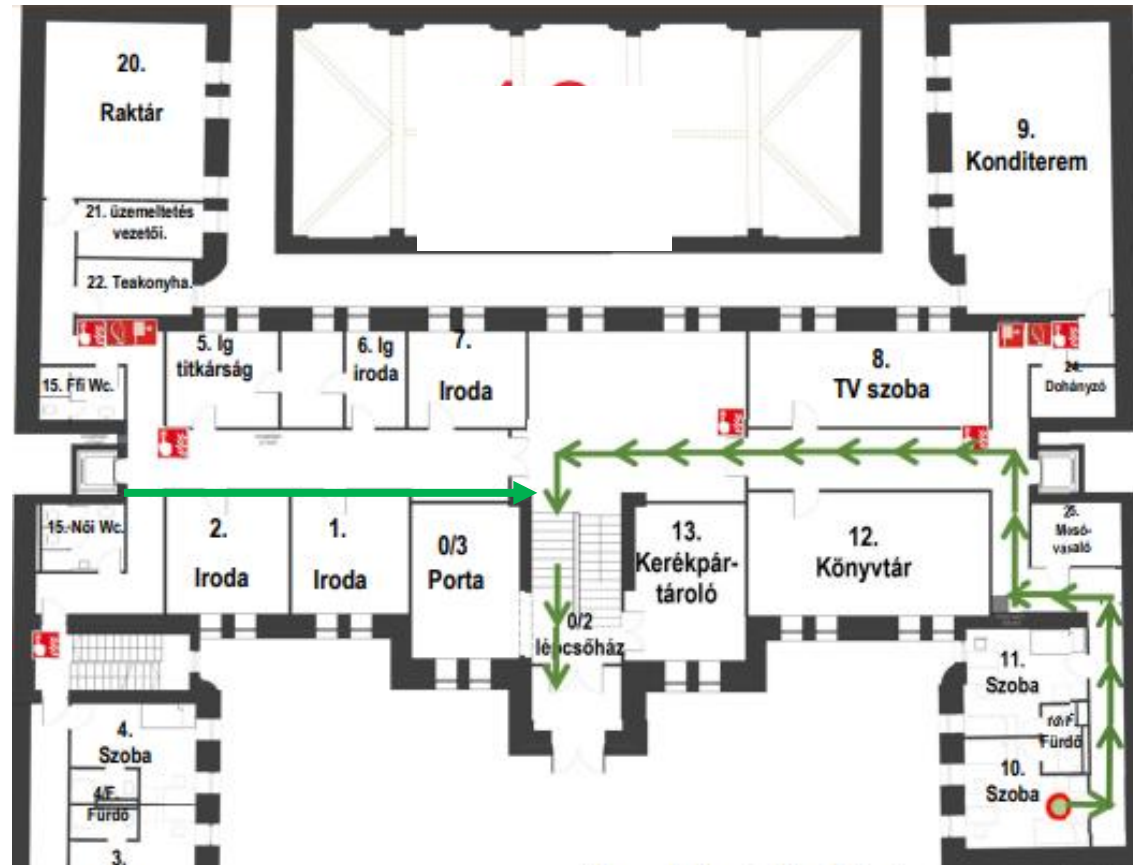
Ferenc Földes Dormitory Escape Plan




First
floor



Ferenc Földes Dormitory Escape Plan



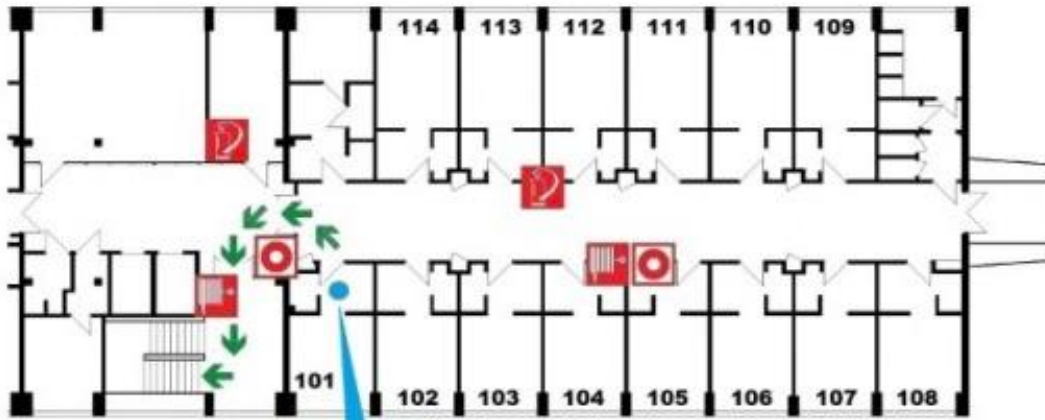
Ground
floor



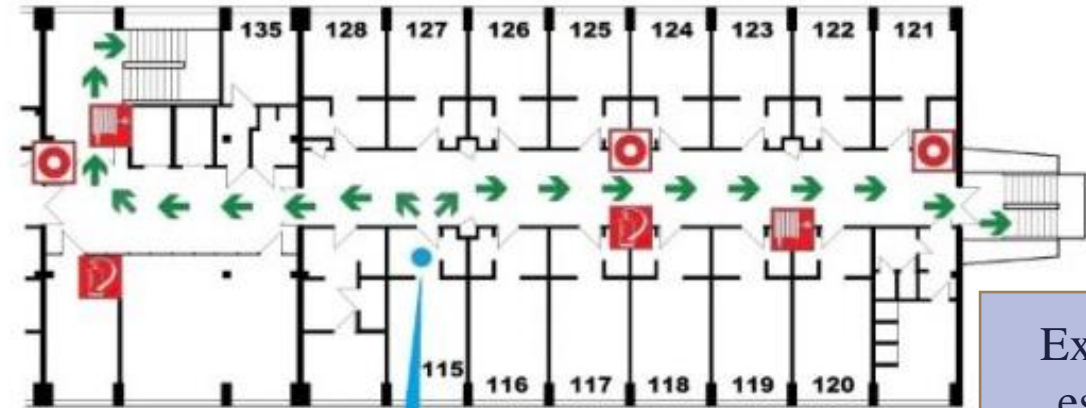


Tarkarét Dormitory Escape Plan

First floor



"L" side



"F" side

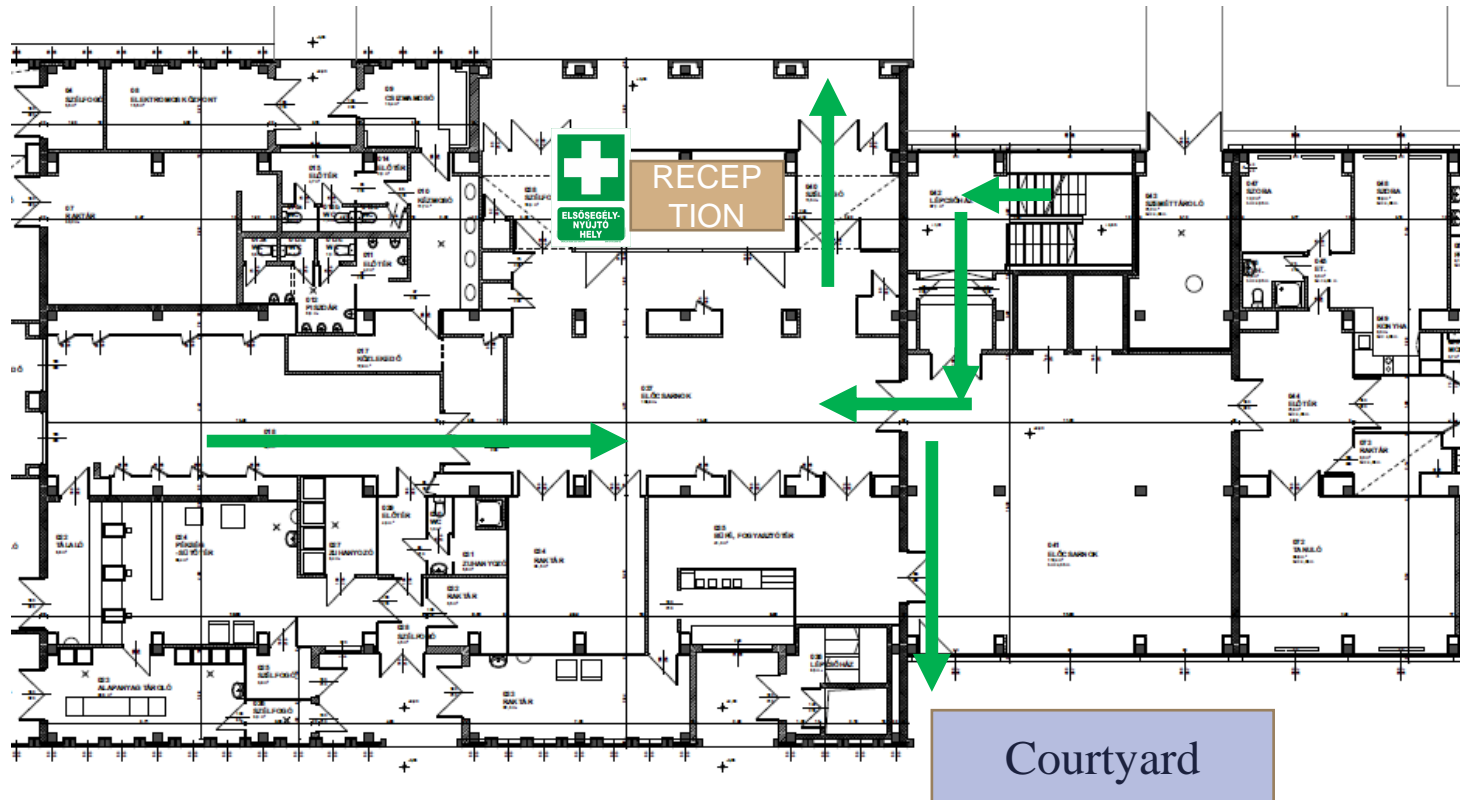
External
escape
staircase




Tarkarét Dormitory Escape Plan

Ground floor

Main entrance



Dormitory Phone numbers



Kinizsi Dormitory Reception Service:+36 1 482 7900

Ferenc Földes Dormitory Reception Service:+36 1 482 7581

Tarkaréti Dormitory Reception Service:+36 1 262 4511

Ambulance: 104

Fire brigades: 105

Police: 107

Emergency number: 112


Fires, extinguished fires, accidents must be reported to the Reception Service

Purpose of safety training

The aim of the training is to familiarise the students with the rules of safety and accident prevention and the regulations of the Health and Safety at Work Regulations before they move in.

In addition to safety at work, we provide information on how to behave in case of an accident and how to perform first aid.

It is everyone's obligation under health and safety legislation to comply with the requirements set out in this presentation.




Obligations of the students

You may not arbitrarily disconnect or modify any equipment or devices (including fire protection devices, cooling and heating devices, kitchen equipment, electrical devices, gym equipment, etc.) in the dormitory.

To prevent accidents, damaged appliances or equipment in poor technical condition (e.g. sockets sticking out of the wall, irons with damaged wiring or covers, washing machines, kitchen utensils, etc.) must not be used.

The damaged device must be removed from service and must not be used until it has been repaired to prevent accidents.




Obligations of the students

Must keep the dormitory rooms and common areas (e.g. kitchen, gym) tidy and clean.

Must not endanger your own safety or the safety of others in the course of your dormitory life.

The use and storage of mind-altering substances in the dormitory is prohibited.

No students are allowed on the roof structure or in the windows (e.g. sitting or standing)



Use of the gym

In order to prevent accidents, the wearing of rings, necklaces and bracelets is prohibited when using machines and equipment in the gym.

You are not allowed to be alone in the gym.

The gym can only be used in a healthy physical condition.

Use only equipment in good technical condition. Using damaged equipment can be an accident hazard.

Never leave equipment on traffic routes to prevent the risk of tripping.

Report any anomalies you experience (e.g. technical malfunction, injury, accident) to the Head of Dormitory.



Performing first aid


The designated first aid point: the reception.

The first aid kit is located at the reception.



All accidents, injuries and illnesses that occur on the dormitory premises must be reported to the Head of Dormitory and the Reception Service.

If necessary, the ambulance should be contacted on 104.





**Thank you for
your attention!**

If you have any comments on fire and safety, please contact
munkavédelem@uni-corvinus.hu

Campus Services